

JOHN DENVER'S

*greatest
hits*



VOLUMES 1-3

Management: Advent Management Corp.
Production: Daniel Rosenbaum/Rana Bernhardt
Art Direction: Rosemary Cappa-Jenkins
Director of Music: Mark Phillips


Copyright © 1995 Cherry Lane Music Company
International Copyright Secured All Rights Reserved

The music, text, design and graphics in this publication are protected by copyright law. Any duplication or transmission, by any means, electronic, mechanical, photocopying, recording or otherwise, is an infringement of copyright.

Edited by Milton Okun

V O L U M E 1

6	Take Me Home, Country Roads
9	Sunshine On My Shoulders
12	Leaving On A Jet Plane
15	Rocky Mountain High
21	The Eagle And The Hawk
24	Starwood In Aspen
27	Follow Me
30	Poems, Prayers And Promises
34	Rhymes And Reasons
38	For Baby (For Bobbie)
40	Goodbye Again



42

Annie's Song

46

I'm Sorry

50

Calypso

55

Thank God I'm A Country Boy

58

My Sweet Lady

61

Back Home Again

66

Fly Away

70

This Old Guitar

74

Like A Sad Song

79

Grandma's Feather Bed


84

Looking For Space


88

Welcome To My Morning
(Farewell Andromeda)

V O L U M E 2



VOLUME 3



92

Some Days Are Diamonds
(Some Days Are Stone)

97

How Can I Leave You Again

104

Shanghai Breezes

111

Love Again

116

Seasons Of The Heart

120

Perhaps Love

124

Dancing With The Mountains

128

Wild Montana Skies

137

The Gold And Beyond

142

I Want To Live

148

Autograph

Alphabetical Listing 152

Annie's Song Autograph Back Home Again Dancing With The Mountains Eagle And The Hawk, The For Baby (For Bobbie) Gold And Beyond, The Goodbye Again Grandma's Feather

Bed How Can
Leaving
Love A
Promi
Season
Diamo
Take M
This
Andro
Back
The Ho
Goodb
Again
Sad Se
Perha
Reason
Shang
Stone)
Roads
Welco
Monta
Dancin
Baby
Grand
To Liv
Lookin
Poems
Mount
Days A
Should
Count
(Farev



a Sorry
Space
ers And
a High
ys Are
oulders
try Boy
rewell
ograph
le And
ad, The
ve You
Like A
t Lady
es And
Heart
ays Are
ountry
Guitar
) Wild
Again
The For
Again
I Want
d Song
os Love
Rocky
s Some
On My
I'm A
orning
s Song

Autograph Back Home Again Dancing With The Mountains Eagle And The Hawk, The For Baby (For Bobbie) Gold And Beyond, The Goodbye Again Grandma's Feather Bed How Can

Take Me Home, Country Roads

Words and Music by Bill Danoff,
Taffy Nivert and John Denver

Bright Country tempo

mp

A

F#m

Al - most heav - en, — West Vir - gin - ia, —
mem - 'ries — gath - er 'round — her, —

E

D

A

Blue Ridge Moun - tains, — Shen - an - do - ah Riv - er, —
min - er's la - dy, — stran - ger to blue wa - ter, —

F#m

— Life is old there, — old - er than the trees, —
Dark and dust - y, — paint - ed on the sky, —

E D A

young - er than the moun - tains_ grow - in' like a breeze._
 mist - y taste of moon - shine, tear - drop in my eye._

A E

Coun - try Roads, take me home to the

F#m D A

place I be - long: West Vir - gin - ia,

E D To Coda

moun - tain mom - ma, Take me home, Coun - try

A 1. 2. F#m E

Roads. All my I hear her voice, in the

A D A

morn - in' hour she calls me, the ra - di - o re - minds me of my

E F#m G D

home far a - way, and driv - in' down the road I get a feel - in' that I

A E E7 *D.S. al Coda*

should have been home yes - ter - day, yes - ter - day.

Coda A E A

Roads, take me home, Coun - try Roads,

E A

take me home, Coun - try Roads.

Sunshine On My Shoulders

Words by John Denver
 Music by John Denver,
 Mike Taylor and Dick Kniss

Slowly

mp

Guitar
 (Capo up
 3 frets)



Keyboard

B \flat

E \flat

B \flat

E \flat

B \flat

E \flat

B \flat

E \flat

Sun-shine_ on my shoul-ders_ makes me hap-py, _



B \flat

E \flat

B \flat

E \flat

Cm7

F7

sun-shine_ in my eyes can make me cry. _



B \flat

E \flat

B \flat

E \flat

B \flat

E \flat

B \flat

E \flat

Sun-shine_ on the wa-ter_ looks so love-ly, _

G C G C G C G C

Bb Eb Bb Eb Bb Eb Bb Eb

To Coda

sun-shine_ al-most al-ways_ makes me high.

G Am7 Bm C G Am7

Bb Cm7 Dm Eb Bb Cm7

If I had a day that I could give you,
If I had a tale that I could tell you,

Bm C G Am7 Bm C

Dm Eb Bb Cm7 Dm Eb

I'd give to you a day just like to -
I'd tell a tale sure to make you

Am7 D7 G Am7

Cm7 F7 Bb Cm7

day. smile.
If I had a
If I had a

Bm C G Am7 Bm C

 Dm Eb Bb Cm7 Dm Eb

song wish that I could sing for you, — I'd
 that I could wish for you, — I'd

G Am7 Bm C G Am7 Bm C

 Bb Cm7 Dm Eb Bb Cm7 Dm Eb

sing a song — to make you feel this way. —
 make a wish — for sun-shine all the while. —

Last time, D.S. al Coda

Coda

 G C G C G Am7 Bm C

 Bb Eb Bb Eb Bb Cm7 Dm Eb

Sun-shine — al-most all the time makes me high, —

G C G C G Am7 Bm C G

 Bb Eb Bb Eb Bb Cm7 Dm Eb Bb

sun-shine — al-most al-ways...

Leaving On A Jet Plane

Words and Music by
John Denver

Moderately

mp

1. All my



bags are packed, I'm ready to go, I'm stand-ing here out-side your door, I
man-y times I've let you down, so man-y times I've played a-round, I
Now the time has come to leave you, one more time let me kiss you, then



hate to wake you up to say good-bye. But the
tell you now they don't mean a thing. Ev-'ry
close your eyes I'll be on my way.



dawn is break-in', it's ear-ly morn, the tax-i's wait-in' he's blow-in' his horn, al-
place I go I'll think of you, ev'ry song I sing I'll sing for you, when
Dream a-bout the days to come when I won't have to leave a-lone, a-

G C D

read - y I'm so lone - some I could die. (1.) So
 I come back I'll bring your wed - ding ring. (2.) So
 bout the times I won't have to say: (3.)

Chorus

G C G C

kiss me and smile for me, tell me that you'll wait for me,

G C D




Hold me like you'll nev - er let me go. 'Cause I'm

G C G C G

leav - in' on a jet plane, Don't know when I'll be back a - gain, Oh,


C 1. 2. D





babe, I hate to go. 2. There's so
 3.

3.   

go. I'm leav - in' on a jet - plane,


f



Don't know when I'll be back - a - gain, Oh, babe,

diminuendo





I hate to go.

3





mp



Rocky Mountain High

Words by John Denver
Music by John Denver and Mike Taylor

Moderately

Guitar → *D
(Capo up 2 frets)

Em7
H.O.

H.O. G
5 fr.

H.O. A
7 fr.

Keyboard → E

F#m7

A

B

D
H.O.

E

Em7
H.O. (sim. throughout)

F#m7

C
D

A
7 fr. B

D
E

Em7
F#m7

G
5 fr. A

A
7 fr. B

D
E

* Guitarists: Tune low E down to D.

Em7 *C* *A* *D*
 F#m7 D B E

say he was born a - gain, you might say he found a key -
 tried to touch the sun, and he lost a friend but

Em7 *G* *A*
 F#m7 A B

for ev - 'ry door When he
 kept his mem - o - ry. Now he
 (Now his

D *Em7*
 E F#m7

first came to the moun - tains his life was far a - way,
 walks in qui-et sol - i - tude, the for - ests and the streams
 life) is full of won - der but his heart still knows some fear

C *A* *D* *Em7*
 D B E F#m7

on the road and hang-in' by a song.
 seek-ing grace in ev-'ry step he takes.
 of a sim-ple thing he can-not com-pre - hend.

5 fr. G A
 7 fr. A B
 D E

But the string's al - read-y bro - ken and he
 His sight has turned in - side him - self to
 Why they try to tear the moun - tains down to

Em7 F#m7
 C D
 7 fr. A B
 D E

does-n't real-ly care,
 try and un - der - stand
 bring in a cou-ple more
 it keeps chang - in' fast and
 the se ren-i - ty of a
 more peo - ple more

Em7 F#m7
 5 fr. G A
 7 fr. A B Tacet

it don't last for long.
 clear blue moun-tain lake.
 scars up - on the land.
 But the
 And the
 And the

5 fr. G A
 7 fr. A B
 D E

Col - o - ra - do
 Rock - y Moun-tain high,
 I've

G
5 fr.

A
7 fr.

D

seen it rain - in' fire in the sky.

G
5 fr.

A
7 fr.

The shadow from the star - light is
I know he'd be a poor - er man if he
Talk to God and lis - ten to the cas -

Pull off
1st finger
D

Em7


Dmaj7
5 fr.


soft - er than a lull - a by.
- u - al - are ply.
nev - er saw an ea - gle fly.
mp


D
P.O.


Em7
F#m7

Rock - y Moun - tain high,
mf

5 fr.  A

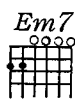
7 fr.  B


 D


To Coda  E


Rock-y Moun-tain high.





 Em7


 F#m7

1. 5 fr.  A


7 fr.  B



2. 5 fr.  A


7 fr.  B


D. S. al Coda 


He climbed. Now his life.




Coda   D


 E


5 fr.  G


 A

It's a Col - o - ra - do Rock - *f*



7 fr.  A


 B


 D


 E


- y Moun-tain high, I've




5 fr.  A


7 fr.  B


 E





seen it rain-in' fire in the sky.


5 fr.  A

7 fr.  B

 E

 F#m7

 E




Friends a-round the camp fire and ev-ry-bod-y's


dim. poco


5 fr.  A




high. *a poco* Rock-y Moun-tain high, *mp mf*


 E

 F#m7

5 fr.  A

7 fr.  B

Repeat and Fade



Rock-y Moun-tain high,

The Eagle And The Hawk

Words by John Denver
Music by John Denver and Mike Kniss

Fast, in 2

mf

The first system of the piano introduction is in 6/8 time, marked 'Fast, in 2' and 'mf'. It features a treble clef with a key signature of one sharp (F#) and a bass clef. The melody in the treble clef consists of eighth and quarter notes, while the bass clef provides a steady accompaniment of eighth notes.

The second system continues the piano introduction. The treble clef melody features a prominent sustained chord in the final measure, while the bass clef continues with a rhythmic accompaniment.

Half as fast

D

A guitar chord diagram for the D major chord, showing the fingerings for the strings: 2 on the first string, 3 on the second, 2 on the third, 3 on the fourth, 2 on the fifth, and 3 on the sixth.

I am the ea-gle, I live in high_coun-try in rock-y ca-the-drals that reach to the

The vocal line begins with the lyrics 'I am the ea-gle, I live in high_coun-try in rock-y ca-the-drals that reach to the'. The melody is in 6/8 time and features a series of eighth notes. The piano accompaniment consists of chords in the bass clef.

C

A guitar chord diagram for the C major chord, showing the fingerings for the strings: 3 on the second string, 2 on the third, 1 on the fourth, 2 on the fifth, and 3 on the sixth.

D

A guitar chord diagram for the D major chord, showing the fingerings for the strings: 2 on the first string, 3 on the second, 2 on the third, 3 on the fourth, 2 on the fifth, and 3 on the sixth.

sky; I am the hawk and there's blood on my_feath-ers, but time is still turn-ing they

The vocal line continues with the lyrics 'sky; I am the hawk and there's blood on my_feath-ers, but time is still turn-ing they'. The melody is in 6/8 time. The piano accompaniment consists of chords in the bass clef.

C D

soon will be dry. And all those who see me and all who be-lieve in me

F E

share in the free-dom I feel when I fly.

A D

Come dance with the west wind and

D/C A Dmaj7 Bm G A

touch on the moun-tain tops, sail o'er the can-yons and up to the stars, And

D D/C G/B D D/C G/B Em7

reach for the heav-ens and hope for the fu-ture and all that we can be and not what we

Twice as fast

A B (add E)

are.

A G6

Fmaj7-5 E

Starwood In Aspen

Words and Music by
John Denver

Moderately

mf

The piano introduction consists of two staves in 3/4 time with a key signature of three sharps (F#, C#, G#). The melody in the right hand features a series of eighth-note chords: F#m, C#, G#m, and F#m. The bass line in the left hand consists of a steady eighth-note accompaniment: F#, C#, G#, F#, C#, G#.

Guitar → Dm (Capo up 4 frets)

Keyboard → F#m

Guitar chords: Dm, G7, C

Keyboard chords: F#m, B7, E

It's a long way from L. A. to Den - ver, It's a
 think on my la - dy's sweet mem - 'ry, I
 long way from this place to Den - ver, It's a

The first system of the song features a vocal line and piano accompaniment. The vocal line starts with a quarter rest, followed by the lyrics. The piano accompaniment provides harmonic support with chords and a bass line. The key signature remains three sharps.

Guitar chords: F, C, F

Keyboard chords: A, E, A

long time to hang in the sky, It's a
 think on my chil - dren's sweet smiles, I
 long time to hang in the sky, It's a

The second system continues the vocal and piano accompaniment. The vocal line includes the lyrics and a melodic line. The piano accompaniment continues with chords and a bass line. The key signature remains three sharps.

long way home _____ to Star - wood In As - pen, the
 think on my home _____ at Star - wood In As - pen, All my
 long way home _____ to Star - wood In As - pen, the

sweet Rock - y Moun - tain par - a dise, _____ Oh, my
 friends and the snow _____ cov - ered hills, _____ Oh, my
 sweet Rock - y Moun - tain par - a dise, _____ Oh, my

sweet Rock - y Moun - tain _____ par - a dise. _____ The
 friends are the snow _____ cov - ered hills. _____
 sweet Rock - y Moun - tain _____ par - a dise. _____

Last time Fine

spring-time is roll - in' 'round slow - ly, _____
 Can I tell you I'm hap - py to be here, _____ To Gray skies are
 share and con-

C F
E A

bring-in' me down, Can't re-mem-ber when I've
sid-er this time, see here the

For I

Dm C Am C
F#m E C#m E

ev - er been so lone - ly, I've for got what it's
shad - ows of chāng - es, And a feel - ing of

F C F
A E A

like to be home, Can't re - mem - ber what it's
new friends to find, And I see here some

C G7 C
E B7 E

like to be home, I
new friends to find, It's a

1. 2. D. S. al Fine

Follow Me

Words and Music by
John Denver

Moderately fast



It's by far the hard-est thing I've ev-er done,

mp



To be so in love with you and so a - lone,



Fol-low me where I go, what I do and who I know,

mf



Make it part of you to be a part of

* Guitarists: Tune lowest string to D.

Copyright © 1969 Cherry Lane Music Publishing Company, Inc. (ASCAP)
Assigned to Harmony Music Ltd. for the territory of the United Kingdom and Eire
International Copyright Secured All Rights Reserved

A A7 D

me. Fol-low me up and down,

G/E D G

all the way and all a - round,

D G A7 D

Take my hand and say you'll fol-low me.

A

It's long been on my mind, you know it's
 You see, I'd like to share my life with you and
mp

G D Bm

been a long, long time, I'll try to find the
 show you things I've seen, places that I'm

A G A

way going that I can make you un-der-stand The to
to— places where_ I've been _____ to

G D G D

way I feel a-bout you and just how much I need you To be and
have you there be-side me and nev-er be a-lone and

G G/F# G/E G/D G

there where I can talk to you when there's no one else a-round,
all the time that you're with me, then we will be at home.

A A7

After repeat, D.S. al Coda

Coda D G

way.

D G A7 D

Take my hand and say you'll fol-low me.

Poems, Prayers And Promises

Words and Music by
John Denver

Moderately

* D G (add A) D

I've been late-ly think - in' a-bout my life's time,
days they pass so quick - ly now, the nights are sel - dom long,

G(add A)

all the things I've done and how it's been, and
time a - round me whis - pers when it's cold. The

D G(add A) D

I can't help be - liev - in' in my own mind I
chang - es some - how fright-en me, still I have to smile, it

* Guitarists: Tune lowest string to D.

G(add A)



know I'm gon-na hate to see it end, I've
 turns me on to think of grow-ing old. For

D



G(add A)



D



seen a lot of sun - shine, I've
 tho' my life's been good to me, there's slept out in the rain,
 still so much to do, so

G(add A)



spent a night or two all on my own, I've
 man - y things my mind has nev-er known, I'd

D



G(add A)



D



known my la - dy's pleas - ures, I'd had my-self some friends,
 like to raise a fam - 'ly, I'd like to sail a - way, and

G(add A)



spent a time or two in my own home. I
 dance a-cross the moun - tains on the moon.

G



A7



D



G



have to say it now it's been a good life all in all, it's real-ly fine

D



Bm



Em



A7



G



A7



to have the chance to hang a - round, and lie there by the fire and

D



G



D



Bm



watch the eve-ning tire, while all my friends and my old la - dy sit and

Em

A7

G

F#m

pass a pipe a-round _____ and talk of poems _____ and prayers and prom-is-es _____ and

G

D

Dmaj7

G

A

things that we be-lieve in, _____ how sweet it is to love some-one, _____ how right it is to care, _____ how

G

F#m

Em

D

Dmaj7

long it's been since yes-ter-day, _____ what a-bout to-mor-row, _____ and what a-bout our dreams and all the

G

A

D

G

D

*D.S. %
al Fine*

(Last time)

mem-o-ries we share.

The

Rhymes And Reasons

Words and Music by
John Denver

Moderately bright

mp R.H. >

Guitar

(Tune down 1 full tone)



Keyboard

F

C/E

B \flat /D

F

speak to me of sad - ness and the com - ing of the win - ter,
cit - ies start to crum - ble and the tow - ers fall a - round us The



Dm

Am

B \flat

C

Fear that is with - in - you now - that seems to nev - er end,
sun is slow - ly fad - ing and - it's cold - er than the sea. And the
It is

G D/F# C/E G

F C/E Bb/D F

dreams that have es-caped you and a hope that you've for- got- ten And you
 writ- ten: From the des- ert to the moun- tains they shall lead us, By the

Em G D

Dm F C

tell me that you need me now and you want to be my friend, And you
 hand and by the heart and they will com- fort you and me. In their

C G D/F#

Bb F C/E

won- der where we're go- ing, where's the rhyme and where's the rea- son, And it's
 in- no- cence and trust- ing, they will teach us to be free. (Instrumental)

Em G D/F#

Dm F C/E

you can- not ac- cept it is here we must be- gin To seek the wis-



Gm

- dom of the chil - dren And the



F

Bb

C

F

grace-ful way_ of flow - ers in the wind. For the chil - dren and the
For the chil - dren and the



C/E

Bb/D

F

Dm

flow - ers are_ my sis - ters and_ my broth - ers, Their laugh - ter and their
flow - ers are_ my sis - ters and_ my broth - ers, Their laugh - ter and their



Am

Bb

C

F

love - li-ness would clear a cloud - y day. Like the mu - sic of the
love - li-ness would clear a cloud - y day. And the song that I am

D/F# C/E G

C/E Bb/D F

moun - tains and the col - ors of the rain - bow They're a
sing - ing is a prayer to non - be - liev - ers,

Em G D7/F#

Dm F C7/E

prom - ise of the fu - ture and a bless - ing for to -
Come and stand the be - side us we can find a better

1. G C/G D7/G

F Bb/F C7/F

day.

R.H.

2. C/G G

Bb/F F

Though the way.

L.H. R.H.

C/G D7/G G

Bb/F C7/F F

For Baby (For Bobbie)

Words and Music by
John Denver

Slowly, with a double time feeling

mp

The piano introduction consists of two staves in G major, 4/4 time. The right hand plays a melody of eighth notes, and the left hand plays a bass line of eighth notes. The tempo is marked 'mp' (mezzo-piano).

G

C

G

I'll walk in the rain by your side, I'll
I'll be there when you're feel - ing down _____ To

The vocal line is on a treble clef staff. The piano accompaniment is on a bass clef staff. The lyrics are written below the vocal line.

C

D7

G

cling to the warmth of your hand, I'll
kiss a - way the tears if you cry, I'll

The vocal line is on a treble clef staff. The piano accompaniment is on a bass clef staff. The lyrics are written below the vocal line.

C

D7

G

B7

Em

do an - y - thing to help you un - der - stand, I'll
share with you all the hap - pi - ness I've found, A re -

The vocal line is on a treble clef staff. The piano accompaniment is on a bass clef staff. The lyrics are written below the vocal line.

G D7 G

love you more than an - y - bod - y
flec - tion of the love in your can. eyes.

C D7 G

And the wind will whis - per your name to me,
And I'll sing you the songs of the rain - bow, The

C D7 G C G D7

Lit - tle birds will sing a - long in time,
whis - per of the joy that is mine, } The leaves will bow down when

C/G G C G/D D7 G

you walk by And morn - ing bells will chime.

Goodbye Again

Words and Music by
John Denver

Slowly, but with a double-time feeling

G G/F# Em C G

It's five o'clock this morn-ing and_ the sun is on the rise_ There's
(2.) seems a shame to leave you now_ the days are soft and warm_ I
(4.) if your hours are emp - ty now_ who am I to blame_ You

G G/F# Em Am D7 G G/F# Em

frost-ing on the win-dow pane_ and sor-row_ in your eyes The stars are fad-ing qui - et-ly_ the
long to lay me down a - gain_ and hold you_ in my arms I long to kiss the tears a-way_ and
think if I were al-ways here_ our love would_ be the same _ As it is the time we have_ is

C G G G/F# Em

night is near - ly gone_ And so you turn a - way_ from me_ and
give you back your smile_ But oth - er voic - es beck - on me_ _
worth the time a - lone_ And ly - ing by your side_ the great - est

Am D7 Am D7 G G/F# Em

tears be-gin to come_ And it's }
for a lit-tle while_ It's } good-bye_ a-gain, I'm sor-ry to_ be leav-ing you_ Good-
peace I've ev - er known_ And it's }

Am D7 G G/F# Em Am D7

bye a-gain, 'cause if you did-n't know, it's good-bye a-gain. And

G G/F# Em Am

I wish you could tell me why do we al-ways fight when I have to go? 2. It

2. To Next Strain D7 4. For Final Ending D7 Bm C G G/F# Em

go?— 3. I have to go go? (3.) and see some friends_of mine— some that I don't know_ and

Am D7 G Bm C

some who aren't fam-il - iar with my name. It's some-thing that's in-side_of me_ not

G G/F# Em Am D7

hard to un-der-stand, it's an-y- one_ who'll lis-ten_ to me sing. And

D.S. %
To Final Ending

Annie's Song

Words and Music by
John Denver

Moderately

mf

The piano introduction consists of six measures in 3/4 time, marked *mf*. The melody is in the treble clef, and the bass line is in the bass clef. The key signature has two sharps (F# and C#).

Chord diagrams: Dsus4, G, A, Bm

You fill up my sen - ses like a

The vocal line begins with the lyrics "You fill up my senses like a". The piano accompaniment continues with a steady bass line. Chord diagrams for Dsus4, G, A, and Bm are provided above the staff.

Chord diagrams: G, D, D/C#, D/B, D/A

night in a for - est, Like the moun - tains in

The vocal line continues with "night in a forest, Like the mountains in". The piano accompaniment features a consistent bass line. Chord diagrams for G, D, D/C#, D/B, and D/A are shown above the staff.

Chord diagrams: G, F#m, Em, G

spring time, like a walk in the

The vocal line concludes with "spring time, like a walk in the". The piano accompaniment maintains its steady bass line. Chord diagrams for G, F#m, Em, and G are provided above the staff.

A7 G

rain, Like a storm in the des -

A Bm G D D/C#

ert, like a sleep - y blue o - cean,

D/B D/A G F#m Em

You fill up my sen - ses, come

A7 D Dsus4 D Dsus4

fill me a - gain. Come let me

G A Bm G

love sen - you, ses let me give my life
like a night in a

D D/C# D/B D/A G

to you, Let me drown in your laugh
for - est, Like the moun - tains in spring

F#m Em G A7

ter, let me die in your arms,
time, like a walk in the rain,

G A Bm

Let me lay down be - side you, let me
Like a storm in the des ert, like a
2nd time hold back---

G D D/C# D/B

al - ways be with you, You
 sleep - y blue o - cean,

in tempo

D/A G F#m Em A7

Come let me love you, come love me a -
 fill up my sen ses, come fill me a -

1. D Dsus4 D Dsus4 2. D

gain. You fill up my gain. *dim.*

Dsus4 D Dsus4 D Dsus4 D

I'm Sorry

Words and Music by
John Denver

Moderately

mp legato

1. It's

G

Am

cold here in the cit - y, it al - ways seems that
friends all ask a - bout you, I say you're do - in'

D7

way, fine, And I've been think - in' a - bout you al - most
I ex - pect to hear from you al - most

G

ev - ry day. Think - in' a - bout the good
an - y - time. But they all know I'm cry -

Am

times, think-in' a - bout the rain,
in', that I can't sleep at night,

D7 G

Think-in' a - bout how bad it feels a - lone a - gain.
They all know I'm dy - in' down deep in - side.

C D7

I'm sor - ry for the way things are in
I'm sor - ry for all the lies I
(3.) I'm sor - ry if I took some things for

G C

Chi - na, I'm sor - ry things ain't
told you I'm sor - ry for the
grant - ed, I'm sor - ry for the

D7 G

what they used to be, But But But
things I did - n't say,
chains I put on you,

C D7 G D/F#

more than an - y - thing else I'm sor - ry for my - self
more than an - y - thing else I'm sor - ry for my - self
more than an - y - thing else I'm sor - ry for my - self

Em Em/D C C/B Am D7

'Cause you're not here
I can't be-lieve you
For liv - in' with - out

G

with me. 1. 2. Our 2. 3.
went a - way.
you.

Calypso

Words and Music by
John Denver

Moderate tempo

f

To

A A6 Amaj7

sail on a dream on a crystal clear ocean, To ride on the crest of the
dolphin who guides you, You bring us beside you To light up the darkness and

A Bm/A A

wild raging show us the storm, way. To work in the service of
For though we are strangers in

A6 Amaj7 A

life and the liv - ing, In search of the an - swers to ques - tions un -
your si - lent world, — To live on the land we must learn from the

Bm/A A

known sea, To be part of the move - ment and
To be true as the tide — And

A6 Amaj7 A

part of the grow - ing free as a wind - swell, Part of be - gin - ning Joy - ful and lov - ing in to un - der - let - ting it

Em7/A D

stand. be. *ff* Aye, — Ca - lyp - so, The

A D A E A

plac - es you've been to, The things that you've shown us, The sto - ries you tell!

D A D A

Aye, — Ca-lyp - so, I sing to your spi - rit, The men who have served you so

E7 A To Coda ⊕ E D A

long and so well. Hi-dee - ay - ee - ooo — do - dle-

E D A E

oh - ooo do do do do do - dle - ay - ee

D A E Dsus4
 do-dle - ay - ee.

D A (add B) A

D/A A (add B)

D/A *D.S. al Coda* ☞
 Like the

Coda

E

D C#m 4 fr. Bm A E

Ay ee hi-dee oh ooo

D C#m 4 fr. Bm A E

D C#m 4 fr. Bm A

Hi-dee ay ee hi-dee

E Dsus4 D

oh ooo

1. A 2. A

Hi-dee

Thank God I'm A Country Boy

Words and Music by
John Martin Sommers

Moderately

The musical score is written for guitar and piano. It consists of three systems of music. Each system includes a guitar part with chords and a piano part with a melody and accompaniment. The lyrics are written below the piano part.

System 1: Chords: A, D. Lyrics: Well, life on a farm is kind - a laid back, ain't work's all done and the sun's settin' low I wouldn't trade my life for dia - monds or jewels, I fid - dle was my daddy's till the day he died, and he

System 2: Chords: A, G, E7. Lyrics: much an old coun - try boy like me can't hack. It's pull out my fid - dle and I ros - in up the bow. But the nev - er was one of them mon - ey hun - gry fools. I'd took me by the hand and held me close to his side. He said,

System 3: Chords: A, D. Lyrics: ear - ly to rise, ear - ly in the sack: Thank kids are a - sleep so I keep it kind - a low: Thank rath - er have my fid - dle and my farm - in' tools: Thank "Live a good life and play my fid - dle with pride, And thank

A E7 A

God I'm a coun-try boy. A sim-ple kind - a life nev-er
 God I'm a coun-try boy. I'd play "Sal - ly Goodin'" all
 God I'm a coun-try boy. Yeah, cit - y folk drivin' in a
 God you're a coun-try boy. My dad-dy taught me young how to

D A

did me no harm, but the rais - in' me a fam - i - ly and
 day if I could, Lord and my wife would - n't
 black limou - sine, A lot - ta sad peo - ple think - in'
 hunt and how to whittle, He taught me how to work and play a

G E7 A

work - in' on a farm. My days are all filled with an
 take it ver - y good. So I fid - dle when I can and I
 that's might - y keen. Well, folks, let me tell you now ex -
 tune on the fiddle. He taught me how to love and how to

D A E7 A

(4th time only)

eas-y coun-try charm: Thank God I'm a coun-try boy.
 work when I should: Thank God I'm a coun-try boy.
 act-ly what I mean: I thank God I'm a coun-try boy.
 give just a little: Thank God I'm a coun-try boy. Well, I

(4th time)

E A

got me a fine wife, I got me old fid - dle. When the

E A

sun's com - in' up I got cakes on the grid - dle; And

D (4th time only)

life ain't noth - in' but a fun - ny, fun - ny rid - dle: Thank

(4th time)

A E7 A A

God I'm a coun - try boy. 2. When the 3. I 4. Well, my

My Sweet Lady

Words and Music by
John Denver

Moderately

mp

The piano introduction consists of four measures. The right hand plays a series of chords: D major, E minor, D major, and D major. The left hand plays a simple bass line with eighth notes.

*Dmaj7
9fr.

Em/D
7fr.

D
5fr.

Dmaj7
5fr.

La - dy, are you cry - ing, do the tears be - long to
La - dy, are you hap - py, do you feel the way I
La - dy, are you cry - ing, do the tears be - long to

G/D

Gm/D

D

Dmaj7

Dadd9

Dmaj7

me Did you think our time to - geth - er was all
do are there mean - ings that you've nev - er seen be -
me Did you think our time to - geth - er was all

*Guitarists: Tune lowest string to D.

Em A Dmaj7

gone? fore? gone? La - dy, you've been
La - dy, my sweet
La - dy, my sweet

Em/D D Dmaj7 G/D Gm/D

dream-ing I'm as close as I can be and I
la - dy I just can't be-lieve it's true and it's
la - dy I'm as close as I can be and I

Dmaj7 Em A D D7

Last time to Coda

swear to you our time has just be - gun.
like I've nev - er ev - er loved be - fore.
swear to you our time has just be - (To Coda)

G A D D7

Close your eyes and rest your wear-y mind I

G A D D7

prom - ise I will stay right_ here be - side_ you _ To -

G A D

day our lives were joined, be - came en - twined I

Bm Bm7 Em

wish that you could know how much I love _____

A

*After Repeat,
D.S. al Coda*

you.

Coda D

gun.

Back Home Again

Words and Music by
John Denver



In a relaxed 4 (♩♩♩♩ to be played like ♩♩♩♩)

There's a storm


a-cross the val-ley, clouds are roll-in' in, The


af-ter-noon is heav-y on your shoul- ders.

There's a truck out on the four lane a


A  B7 




mile or more a - way, The whin-in' of his wheels




E 


just makes it cold - er. He's an




E  E7  A 

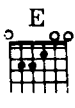
hour a - way from rid - in' on your prayers up in the
all the news to tell him: you how'd you spend your
sweet - est thing I know of, just spend - in' time with



B7 

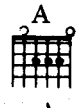
sky; And ten days on the road are bare - ly
time? And what's the lat - est thing the neigh - bors
you, It's the lit - tle things that make a house a





gone. _____
 say? _____
 home. _____

There's a fire _____ soft - ly
 And your moth-er _____ called last
 Like a fire _____ soft - ly

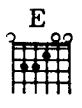
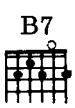


burn-ing, _____
 Fri - day; _____
 burn-ing _____

and

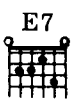
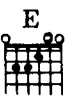
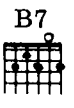
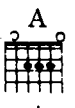
sup - per's on _____ the stove _____
 "Sun-shine" made her cry, _____
 sup - per on _____ the stove _____

But it's the _____
 And you _____
 And the _____



light in your eyes _____ that makes him warm, _____
 felt the ba - by move _____ just yes - ter - day, _____
 light in your eyes _____ that makes me warm. _____

Chorus



Hey, it's good to be back home _____ a - gain;

A B7 E

Some - times_ this old farm_ feels like a long - lost

A B7 E

friend. Yes 'n' hey, it's good_ to be back home a - gain.

1. 2. E7 A

There's And oh, the time that

B7 E A

I can lay_ this tired_ old bod - y down and



feel your fin - gers feath - er soft up - on me.




The kiss - es that I live for, the



love that lights my way, The hap - pi - ness that



D.S.  and fade on Chorus

liv - in' with you brings me. It's the

Fly Away


Words and Music by
John Denver

Gently



mp


The piano introduction consists of two staves in G major, 4/4 time. The right hand plays a melodic line with eighth and quarter notes, while the left hand provides a simple bass line with quarter notes. The dynamic marking is *mp*.



G

All of her days_ have gone soft and cloud - y, All of her dreams_ have gone


The first vocal line is on a treble clef staff in G major. It begins with a G chord diagram. The melody is simple and lyrical, with lyrics: "All of her days_ have gone soft and cloud - y, All of her dreams_ have gone". The piano accompaniment continues from the previous section.



D7 (sus 4) G

dry, All of her nights_ have gone sad and shad - y,

The second vocal line continues the melody. It includes chord diagrams for D7 (sus 4) and G. The lyrics are: "dry, All of her nights_ have gone sad and shad - y,".



Am D7

She's get-ting read - y to fly. Fly a - way,

The final vocal line concludes the piece. It includes chord diagrams for Am and D7. The lyrics are: "She's get-ting read - y to fly. Fly a - way,".

Am D7 G

Fly a - way, Fly a - way.

To Coda ⊕

D7 (sus 4)

G

Life in the cit - y can make you cra - zy For sounds of the sand_ and the sea._
 look - ing for lov - ers and chil - dren play - ing, She's look - ing for signs_ of the spring.

D7 (sus 4) G

She Life in a high - rise can make you hun - gry For
 lis - tens for laugh - ter and sounds of danc - ing, She

things that you can't e-ven see.
lis - tens for an - y old thing.

Fly a - way,

D7 (sus 4) Am D7

Fly a - way,

Fly a - way.

Am D7 G

In this whole world there's no - bod - y as lone - ly as she,

Am Bm C (add D)

There's no - where to go and there's no - where that she'd rath - er be.

Am D7

G

1. She's

2. *D. S. al Coda*

rit.

Coda

G D G D

G (add A)

rit.

This Old Guitar

Words and Music by
John Denver

Moderately fast in 2

mp very smoothly

The first system of music consists of two staves. The upper staff is in treble clef with a key signature of one sharp (F#) and a 2/4 time signature. It contains a melodic line with eighth and quarter notes. The lower staff is in bass clef with the same key signature and time signature, containing a bass line with quarter notes.

The second system of music consists of two staves, continuing the melodic and bass lines from the first system.

This system includes guitar chord diagrams for D and A. The lyrics are: "This old_ gui-tar_ taught_ me to sing_".

This system includes guitar chord diagrams for Bm, F#m, G, and A7sus4. The lyrics are: "a love_ song_ It showed me how to laugh_ and how to cry_".

D D/C# Bm Bm/A G A

It in-tro - duced me to some friends of mine and

D D/C# Bm Bm/A G A7sus4

bright - ened up some days And it helped me make it through some lone - ly

D D/C# Bm Bm/A G A7

nights Oh, what a friend to have on a cold and lone - ly night.

D D/C# Bm Bm/A G A7sus4 A7

D A Bm F#m

This old_ gui-tar_ gave_ me my love - ly la - dy_ It
 This old_ gui-tar_ gave_ me my life_ my liv - ing_

G A7sus4 D D/C# Bm Bm/A

o - pened up_ her eyes_ and ears to me It
 All the things you know_ I love to do To

G A D D/C# Bm Bm/A

brought us close_ to- geth - er and I guess it broke her heart_ It
 se - re - nade_ the stars that shine from a sun - ny moun-tain-side_ And

G A D D/C# Bm Bm/A

o - pened up the space_ for us_ to be What a
 most of all to sing_ my songs_ for you

1.

G A7sus4 A7 D D/C# Bm Bm/A

love-ly place_ and a love-ly space_ to be.
I love_ to sing my songs_ for

2.

G A7sus4 A7 D D/C# Bm Bm/A

you, Yes, I do, you know,

G A7 D D/C# Bm Bm/A

And I love_ to sing_ my songs_ for you.

G A7sus4 A7 D D/C# Bm Bm/A

Repeat and fade

Like A Sad Song

Words and Music by
John Denver

With feeling

mp

The piano introduction consists of four measures in G major, 4/4 time. The melody is in the right hand, starting with a quarter note G4, followed by eighth notes A4-B4, C5-B4, A4-G4, and a quarter note F#4. The bass line is in the left hand, starting with a half note G3, followed by quarter notes F#3-E3, D3-C3, and a half note B2.

G D/F# Em7 G7

1. Usual-ly in the morn-ing I'm filled with sweet be-long-ing And
2. man-y dif-f'rent plac-es A mil-lion smil-ing fac-es

The first system of the vocal line spans four measures. The melody is in the right hand, and the bass line is in the left hand. The lyrics are written below the notes. The guitar chords are indicated above the staff.

C Cm6/Eb G D/F#

ev-'ry-thing is beau-ti-ful to see E - ven when it's rain-ing The
Life is so in-cred-i-ble to me E - spec-ially to be near you And

The second system of the vocal line spans four measures. The melody is in the right hand, and the bass line is in the left hand. The lyrics are written below the notes. The guitar chords are indicated above the staff.

Em7 G7 C Cm6/Eb G

sound of heav-en sing-ing Is sim-ply joy-ful mu-sic to me
how it is to touch you Oh, pa-ra-dise was made for you and me

The third system of the vocal line spans four measures. The melody is in the right hand, and the bass line is in the left hand. The lyrics are written below the notes. The guitar chords are indicated above the staff.

C Cm/Eb G

Some-times I feel like a sad song _____ Like I'm

C Cm6/Eb 1. D 2. D

all a - lone_____ with-out you. 2. So you.

C Cm6/Eb G Em

I know that life goes on just per-fect - ly_____ And

Am7 D7 G

ev - 'ry - thing_____ is just the way_____ that it should be

C Cm6/Eb G Em

Still there are times when my heart feels like break - ing And

Am D

an - y - where is where I'd rath - er be

G D/F# Em7 G7

Oh, and in the night - time I know that it's the right time To hold

C Cm6/Eb G

you close and say I love you so To

D/F#

Em7

G7



have some-one to share with _____ And some-one I can care with _____ And

C

Cm6/Eb

G

C

Cm6/Eb



that is why I want-ed you to know _____ Some-times I feel like a

G

C

Cm6/Eb

D



sad song _____ Like I'm all a-lone _____ with-out you.

G

D/F#

Em

G7

C

Cm7/Eb



Ooo

G G D/F# Em G7

Ooo

C Cm7/Eb G C Cm/Eb

Some-times I feel like a

G C Cm6/Eb D

sad song,— Like I'm all a-lone— with-out you, with-out

C Cm/Eb G Am7 (Add D) G

you.

Grandma's Feather Bed

Words and Music by
Jim Connor

Moderately fast

The musical score is written for piano in G major and 2/4 time. It consists of four systems of music. The first system is an instrumental introduction. The second system contains the first line of lyrics. The third system contains the second line of lyrics. The fourth system contains the third line of lyrics. Chord diagrams for D, G, and A7 are provided above the corresponding measures.

L.H.
mf

When I was a lit - tle bit - ty boy just up off - a
Af - ter supper we'd sit a - round the fire, the old folks'd spit - and

floor, chew, We used to go down to Grand - ma's house
Pa would talk a - bout the farm and the war, and

D A7 D G

ev - 'ry month - end or so, We'd have chick - en pie and coun - try ham - 'n'
 Gran - ny'd sing a bal - lad or two. I'd sit and listen and watch the fire - till the

D A7 D

home - made but - ter on the bread, But the best darn thing a - bout
 cob - webs filled my head, Next thing I'd know I'd

G A7 D

Grand - ma's house was her great big - feath - er bed, } It was
 wake up in the morn - in' in the mid - dle of the old feath - er bed, }

Chorus

D G D

nine feet tall and six feet wide, soft as a down - y chick. It was

D E7

made from the feath-ers of for-ty 'lev-en geese, took a whole bolt of cloth for the

A7 D G

tick. It - 'd hold eight kids 'n' four hound dogs and a pig-gy we stole from the

D G

shed. We did-n't get much sleep but we had a lot of fun on

A7 1. D 2. D

To Coda

Grand - ma's feath-er bed. bed. L.H.

D G A7 D

Well, I

D G D A7

love my Ma, I love my Pa, I love Gran-ny and Grand-pa too, I been

D G D A7

fish-in' with my un-cle, I ras-sled with my cou-sin, I e-ven kissed Aunt

D G D

Lou ooo! But if I ev-er had to make a choice, I guess it ought-a be

A7 D G A7

said That I'd trade 'em all— plus the gal down the road for Grand-ma's_ feath - er

D G A7 *D.S. al Coda* Coda

bed. I'd trade 'em all— plus the gal down the road... It was

Coda D G A7

bed. We did - n't get much sleep but we had a lot of fun on Grand-ma's_ feath - er

D G A7 D

bed.

Looking For Space

Words and Music by
John Denver

Smoothly

mf

The piano introduction consists of two staves in 4/4 time. The right hand plays a steady eighth-note melody, and the left hand plays a simple bass line. The tempo is marked 'Smoothly' and the dynamics are 'mf'.

D D/C# G/B A

1. On the road of ex - per i - ence I'm try -
2. All a - lone in the u - ni - verse, Some -

The first system of the vocal melody is shown with guitar chord diagrams for D, D/C#, G/B, and A. The lyrics are: "1. On the road of ex - per i - ence I'm try - 2. All a - lone in the u - ni - verse, Some -".

D D/C# G/B A D D/C#

- ing to find my own way.
- times that's how it seems.

Some - times I wish that I
I get lost in the sad -

The second system of the vocal melody continues with guitar chord diagrams for D, D/C#, G/B, A, D, and D/C#. The lyrics are: "- ing to find my own way. - times that's how it seems. Some - times I wish that I I get lost in the sad -".

G/B A D D/C# G/B

could fly a - way.
- ness and the screams.

The third system of the vocal melody concludes with guitar chord diagrams for G/B, A, D, D/C#, and G/B. The lyrics are: "could fly a - way. - ness and the screams."

When I think that I'm mov - ing
 Then I look in the cen - ter
 3. On the road of ex - per - i - ence,

Sud - den - ly things stand
 Sud - den - ly ev - 'ry - thing's
 Join in the liv - ing

still
 clear
 day,

I'm a - fraid 'cause I think they al - ways
 I find my - self in the sun - shine and my -
 If there's an an - swer, it's just that it's just that

will.
 dreams.
 way.

1.2. And I'm look - ing for space
 3. When you're look - ing for space


And to
 And to


find out who I am,
 find out who you are

And I'm look - ing to know
 When you're look - ing to try

F#m Em7 A (sus 4) A

and un - der - stand, It's a sweet,
and reach the stars.

Last time to Coda 




G F#m/A D G A

sweet dream. Some-times I'm al-most there,




D G A D Bm


Some-times I fly like an ea - gle and



G Em7 A7 (sus 4) A7

Some-times I'm deep in de - spair.








After repeat D. S. al Coda 




Coda  G  A  D  G  A  D 











sweet, sweet dream Some-times I'm al - most there

G  A  D  Bm  G  Em  A7 (sus 4) 













Some-times I fly_ like an ea - gle but some-times I'm deep in de spair_

A7  G  A  D  D/C#  Gmaj7/B  A 



mf Some - times I fly_ like an ea - gle, like an

D  D/C#  G/B  A (sus4)  D  D/C#  G/B  A  D 



ea - gle I go fly - ing fly - ing.

rit.

Welcome To My Morning (Farewell Andromeda)

Words and Music by
John Denver

Brightly

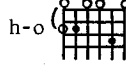
Guitar → *D
(Capo 3rd fret)



hammer on

Keyboard → F

Em7



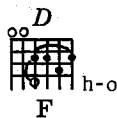
h-o

Gm7

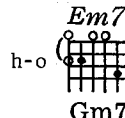
Asus4



Csus4



F



h-o

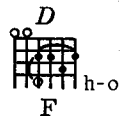
Gm7

Asus4

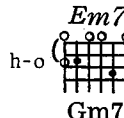


Csus4

1. 3. Wel-come to my morn - in', you wel-come to my day, oh, yes,
2. Wel-come to my hap - piness, you know it makes me smile, and it



F



h-o

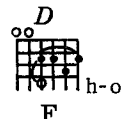
Gm7

Asus4

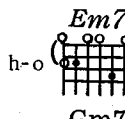


Csus4

I'm the one re- spon - si - ble, I made it just this way to make.
pleas - es me to have you here For just a lit - tle while, while we o -



F



h-o

Gm7

Asus4



Csus4

- my - self some pic - tures, see what they might bring. I
- pen up the spac - es and try to break some chains. And

*Guitarists: Tune sixth string to low D.

D
F h-o

Em7
h-o Gm7

Asus4
Csus4

think I made it per - fect - ly, I would - n't change a thing. La la la
if the truth is told they will nev - er come a - gain.

D
F h-o

Em7
h-o Gm7

Asus4
Csus4

To Coda ⊕

la la la la la la la

1.
D
F h-o

Em7
h-o Gm7

Asus4
Csus4

la la la la la.

2.
D
F h-o

Em7
h-o Gm7

Asus4
Csus4

la la la.

D
F h-o

Em7
Gm7 h-o

Asus4
Csus4

D
F h-o

Em7
Gm7 h-o

Wel-come to my eve - nin', the clos - in' of the day,

Asus4
Csus4

D
F h-o

you know I could try a mil - lion times, nev - er

Em7
Gm7 h-o

Asus4
Csus4

D
F h-o

find a bet - ter way to tell you that I love

Em7
h-o
Gm7

Asus4
Csus4

— you and all the songs I played are to thank

D
F
h-o

Em7
h-o
Gm7

— you for al- low - ing me in the love - ly day you made.

Asus4
Csus4

D. S. al Coda

Coda

D
F
h-o

la la la la

Em7
h-o
Gm7

1.
Asus4
Csus4

2.
Asus4
Csus4

D
F
h-o

la la. La la la

Some Days Are Diamonds (Some Days Are Stone)

Words and Music by
Dick Feller

Moderately

The musical score is written for piano in 4/4 time with a key signature of two sharps (F# and C#). It consists of four systems of music. Each system includes a guitar chord diagram above the treble clef staff and piano accompaniment in both treble and bass clefs. The piano part features a steady bass line of eighth notes and a treble part with chords and melodic lines. The lyrics are written below the piano accompaniment.

System 1: Chords: A, A4. Dynamics: *mp*.

System 2: Chords: A, A4. Dynamics: *sim.*. Lyrics: "When you ask— / Now the face—"

System 3: Chords: A, E, F#m. Lyrics: "how I've been see— / here in with— / out you,— / that I see— / my mir - ror—"

System 4: Chord: D. Lyrics: "I like to say— I've been fine and I do— / more and more— is a stran-ger to me—"

A

But we both -
More and more -

D

_____ know the
I can truth see is hard to come by
_____ there's a dan - ger

F#m

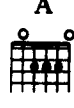
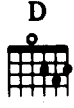
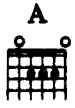
And if I _____ told the
In be - com-ing what I

B7

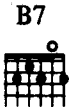
truth nev-er that's not quite true.)
thought I'd be.)

Some days are

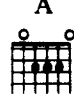
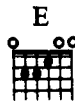
Chorus



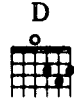

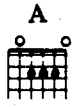
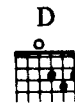
dia - monds, — some days are stone,



Some-times the hard times — won't leave me a -



lone. Some-times the cold winds —



— blow a chill in my bones, Some days are

A E7 1. A

dia - monds, some days are stone.

D D#dim A/E E7 D.C.

2. A E7

stone.

B F#7

Some days are

B E B

dia - monds, some days are stone,

G#m C#7

Some - times the hard times won't leave me a -

F#7 B E

lone. Some-times the cold winds blow a chill in my

B G#m E B

bones, Some days are dia - monds,

F#7 B F#7/4

some days are stone. Some days are

Repeat and fade

How Can I Leave You Again

Words and Music by
John Denver

Moderately

Guitar → D

(Capo up
3 frets)



Piano → F



F

In a space ship o - ver the moun - tains chas - ing



rain-bows in the set-ting sun, Leav-ing heart and home_ for the



cit - y of an - gels, I feel my life_ is un -



done. There are path - ways wind-ing be - low_ me,_ in



Gm7

Bb

F

Bb

Gm7

pleas-ure I've gone where they go, In the qui - et still - ness



F

Dm

Gm7

C

I can hear sym - pho - nies, — the lov - li - est mu - sic I know.

Chorus



Gm7

C

F

Dm

Gm7

C

How can I leave you a - gain, — I must be clear out of my mind, —



Am7

Dm

Gm7

Am

Bb

Lost in a storm I've gone blind, — Oh,

Em7 A D

Gm7 C F

how can I leave you a - gain. Oh, it's

Em7 D Em7 G

Gm7 F Gm7 Bb

been a long time since I've lis - tened, still long - er since I've walked with

D Em7 D

F Gm7 F

you. For the first time I know what I'm miss - ing, some

Em Em+5 A Asus4 A

Gm Gm+5 C Csus C

an - swers are no long - er true. So I



F

ques - tion the course_ that I fol - low, I'm



Gm7


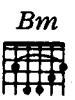
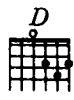
Bb

F

Bb

Gm7

doubt-ful and deep_ in de-spair. My heart is filled_ with im -



F

Dm

Gm7

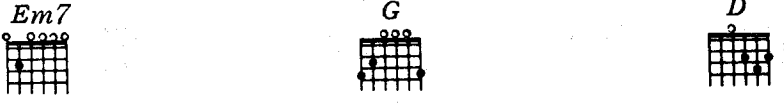
C


pos-si-ble no - tions, can it be you no long - er care? Still, I




F


ride on the wings_ of a high - wind_ Blow - ing

Em7 *G* *D*

Gm7 *Bb* *F*



stead - y and strong_ be - hind me As the clouds_

G *Em7* *D* *Bm*

Bb *Gm7* *F* *Dm*



sur - ren - der my fate is for cer - tain, I'm a

Em7 *A*

Gm7 *C*



sail - or who runs to the sea. But

Em7 *A* *D* *Bm*

Gm7 *C* *F* *Dm*



how can I leave_ you a - gain, I

Em7 *A* *F#m7* *Bm* *Em7* *F#m*
Gm7 *C* *Am7* *Dm* *Gm7* *Am*

must be clear out of my mind, — Lost in a storm_ I've gone

1. *G* *Em7* *A* *D*
Bb *Gm7* *C* *F*

blind, — Oh, how can I leave you a - gain. —

2. *G* *Em7* *A*
Bb *Gm7* *C*

blind, — Oh, how — can I leave you a - gain. —

D *F*

Shanghai Breezes

Words and Music by
John Denver

Slowly

Guitar → *Em7*
(Capo up
2 frets)

Piano → *F#m7*

The musical score is written in 4/4 time with a key signature of two sharps (F# and C#). It consists of four systems of music. Each system includes a vocal line and a piano accompaniment line. Chord diagrams are provided for both guitar and piano. The lyrics are: "It's fun - ny how you sound as if you're right next door_ when you're real - ly half a world_ a - way. I just can't seem to find the words I'm look - ing for, _ to".


System 1: Guitar chords: *Em7*, *A7*, *D*, *A7*. Piano chords: *F#m7*, *B7*, *E*, *B7*. Lyrics: "It's".

System 2: Guitar chords: *D*, *A*, *F#m*, *G*. Piano chords: *E*, *B*, *G#m*, *A*. Lyrics: "fun - ny how you sound as if you're right next door_ when you're".


System 3: Guitar chords: *D*, *Bm*, *Em*, *A7*. Piano chords: *E*, *C#m*, *F#m*, *B7*. Lyrics: "real - ly half a world_ a - way. I".


System 4: Guitar chords: *D*, *A*, *F#m*, *G*. Piano chords: *E*, *B*, *G#m*, *A*. Lyrics: "just can't seem to find the words I'm look - ing for, _ to".

*Melody phrased somewhat freely.


D *Bm* *Em* *A7*

 E C#m F#m B7


say the things that I want to say. I




D *A* *F#m* *G*

 E B G#m A


can't re - mem - ber when I felt so close to you, — it's




D *Bm* *Em* *A7* *D* *A*

 E C#m F#m B7 E B

al - most more than I can bear, — Though I seem a half a mil-lion



F#m *G* *D* *Bm* *Em* *A7*

 G#m A E C#m F#m B7

miles from you, — you are in my heart and liv - ing there. — And the



D *G* *D* *Bm*

E *A* *E* *C#m*

moon and the stars — are the same — ones you see, — it's the

mf

Em *A7* *D* *A7*

F#m *B7* (small notes 2nd time) *E* *B7*

same old sun up in the sky. { And your your

D *G* *D* *Bm*

E *A* *E* *C#m*

voice in my ear — is like heav - en to me, — } like the

face in my dreams — is like heav - en to me, — }

Em *A7* *D*

F#m *B7* *E*

breez - es here in old Shang - hai. To Coda

Em
F#m

F#m
G#m

G
A

A7
B7

There are

D
E

A
B

F#m
G#m

G
A

lov - ers who walk hand in hand in the park, and

D
E

Bm
C#m

Em
F#m

A7
B7

lov - ers who walk all a - lone. There are

D
E

A
B

F#m
G#m

G
A

lov - ers who lie un - a - fraid in the dark, and

D **Bm** **Em** **A7**
 E C#m F#m B7

lov - ers who long — for home. I

D **A** **F#m** **G**
 E B G#m A

could - n't leave you e - ven if I want - ed to, — you're

D **Bm** **Em** **A7** **D** **A**
 E C#m F#m B7 E B

in my dreams and al - ways near, — And es - pec - ly when I sing the songs I

F#m **G** **D** **Bm** **Em** **A7** *D.S. al Coda*
 G#m A E C#m F#m B7

wrote for you, — you are in my heart and liv - ing there. — And the

Coda

Em
F#m

F#m
G#m

Bm
C#m

Shang - hai breez - es, cool and clear - ing,

G
A

A7
B7

D
E

eve - ning's sweet ca - res,

Em
F#m

F#m
G#m

D
E


Shang - hai breez - es soft and gen - tle re -

G
A

Em
F#m

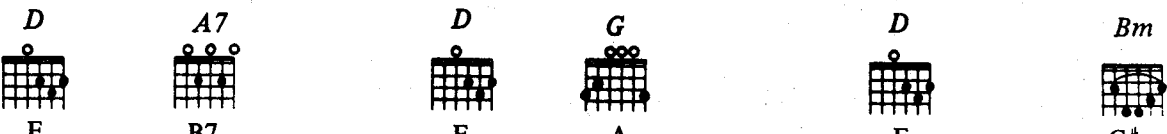
A7
B7

mind me of your ten - der - ness. And the



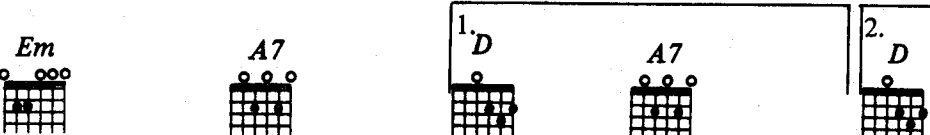
 E A E C#m F#m B7

moon and the stars_ are the same_ ones you see, — it's the same old sun up in the sky.



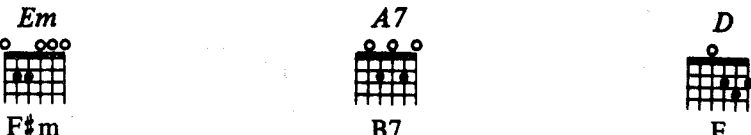
 E B7 E A E C#m

— And your love in my life_ is like heav - en to me, — like the



 F#m B7 E B7 E

breez - es here in old Shang - hai. — And the — Just like the *slightly held back*



 F#m B7 E

breez - es here in old Shang - hai.

slower

Love Again

Words and Music by
John Denver

Moderately slow (♩ = 104)

System 1: Chords: G, Bm7, C, D, G, D/F#. Lyrics: I did - n't think_ it could hap-

System 2: Chords: Am7, D, Am, G. Lyrics: pen a - gain, - I'm just too old and set in my ways.

System 3: Chords: D/F#, Am7, D, Am, D⁷/₄. Lyrics: I was con - vinced_ I would al - ways be lone - ly all of the rest_ of my

System 4: Chords: G, Cmaj7, Bm7. Lyrics: days. May - be I gave up on ro - mance in my

Copyright © 1984 Cherry Mountain Music (ASCAP)
Worldwide Rights Administered by Cherry Lane Music Publishing Company, Inc. (ASCAP)
International Copyright Secured All Rights Reserved

Am Am7 D4 D G D/F#

long - ing to give up the pain; I just did - n't be - lieve_ I would ev -

Am7 D G Bm7 C D

er love_ a - gain.

G D/F# Am7 D Am

I was like one_ who had shut_ my - self in, — closed the win - dows, locked all the doors
 What does it take_ for a blind — man to see — that there's more there, than just meets the eye?

G D/F# Am7 D

A - fraid of the dark_ and the beat_ of my heart, — and yet
 What are the ways_ that the mag - ic comes in, — that can

Am D⁷₄ G Cmaj7

know - ing there had - to be more. — Though it sounds like a great - con - tra - dic -
 turn a song in - to a sigh? — Some - times I think - that - I'm dream -

Bm7 Am7

tion,
 ing, it's the eas - i - est thing — to ex -
 or may - be I'm go - ing in -

D4 D 1. G D/F#

plain:
 sane, You see,
 Or I was a - fraid — I might

Am D G Bm7 C D

nev - er love a - gain.

2.

G D/F# Am D G Bm7

may-be it's just that I'm fall - ing in love a - gain. (Or may-be it's just that I'm

C D G D/F# Am7

fall - ing in love a - gain.) (For guitar duet arrangement of this solo, see page)

D Am7 G D/F#

Am/E D Am7 D G

Cmaj7 Bm7 Am7

Here I am stand - ing be - side you, Ah, life's such a won - der - ful

D4 D G D/F# Am D

game! Look at me — now, — I've fall - en in love — a -
(Just

G D/F# Am D G D/F#

gain.
look at me now, — I've fall - en in love — a - Look at me now, — I've
gain.)

Am D G Bm7 C D G

fall - en in love — a - gain! — *rall.* —

Seasons Of The Heart

Words and Music by
John Denver

Slowly

C F C F

p Of

C F

course, we have our dif-f'renc-es, you should-n't be sur- prised; It's as
don't know how to tell you, it's dif- fi- cult to say, I

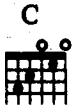

G C

nat- u- ral as chang- es in the sea- sons and the skies. Some-
nev- er in my wild- est dreams im- ag- ined it this way. Some-

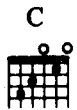
C (C/E) F

times we grow to- geth- er, some- times we drift a- part; A
times I just don't know you, there's a stran- ger in our home; When I'm

(2nd time)



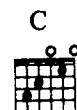
wis - er man_ than I_ might know the sea - sons of the heart. — And I'm
 ly - ing right_ be - side_ you_ is when I'm most a - lone. — And I



walk - ing_ here be - side you_ in the ear - ly eve - ning chill, A
 think my_ heart is brok - en, — there's an emp - ti - ness in - side, So



thing we've al - ways loved to do, I_ know we al - ways will. — We
 man - y things_ I've longed for have so of - ten been de - nied. — Still I, I



have so much in com - mon, so man - y things_ we share, That I
 would - n't try to change you, there's no one that's_ to blame, It's

(2nd time)

G C C7

can't be - lieve_ my heart_ when it im - plies that you're not there. —
 just some - things_ that mean_ so much, we just don't feel the same. —

cresc.

F G C

Love is why — I came here — in the first place,

f

F G C C/E

Love is now — the rea - son I — must go,

F G C

Love is all — I ev - er hoped — to find here, —

F G 1. C

Love is still the on - ly dream - I know.

F C G7

(Spoken) And so I

2. C F G

know. True love is still the on - ly dream - I

slower

C F C

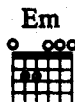
know.

in tempo

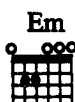
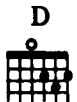
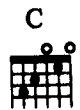
Perhaps Love

Words and Music by
John Denver

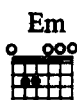
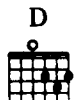
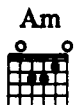
Freely



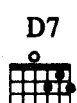
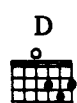
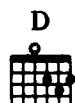
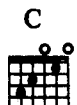
p Per - haps love is like a rest - ing place, A



shel - ter from the storm, — It ex - ists to give you com - fort, It is



there to keep you warm, — And in those times — of trou - ble When



you are most a - lone, — The mem - o - ry — of love will bring you home. Per - haps

G Em C D

love is like a win - dow, Per - haps an o - pen door, — It in -

G Em Am D

vites you to come clos - er, It wants to show you more. — And

Bm Em C D

e - ven if you lose your - self And don't know what to do, — The

Am D G

mem - o - ry — of love will — see you through. Oh

Bm Em C D G

love to some— is like a cloud,— to some as— strong— as steel, For

Bm Em C D G

some a way— of liv - ing, For some a way— to feel, And

Bm Em C D G

some say love is hold - ing on,— And some say let - ting go,— And

Bm Em Am D

some say love— is ev - 'ry - thing,— And some say— they don't know... Per-haps

slightly held back

G Em C D

love is like the o - cean, Full of con - flict, full of change, Like a

in tempo

G Em Am D

fire— when it's cold— out - side,— Or thun - der when it rains.— If

Bm Em C D

I should live for - ev - er And all my dreams come true, My

Am D G

mem - o - ries — of love will — be of you.

slowing

Dancing With The Mountains

Words and Music by
John Denver

Medium Disco Beat

mf

1. 2.

*D** *sim.*

ooo

1. Ev - 'ry — bod - y's got the
2. (Inst.)

danc - in' — fe - ver, Ev - 'ry - bod - y loves to rock and roll. —

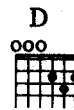
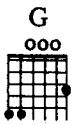
Play it — loud - er ba - by, play it — fast - er, Funk - y — mu - sic's got - ta

*Guitarists: Tune 6th string to D

stretch your soul. — Just re - lax — and let the rhy - thm — take — you,
 Were you — there — the night they lost the — light - ning?

Don't you — be — a - fraid to lose con - trol. — If your — heart — has found some
 Were you — there — the day the earth stood still? — Did you — see — the fa - mous

emp - ty — spa - ces, Danc - in's — just — a thing to make you whole. —
 and the — fight - ing, Did you — hear — the pro - phet tell his tale? —




I am one who danc - es with — the moun - tains;
 We are one, when danc - ing with — the moun - tains, — wo,

G



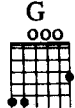
wo; I am one — who danc - es in — the wind, —
 We are one, — when sing - ing in — the wind, —

D

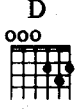


wo, wo, wo; wo; I am one — who
 wo, wo; We are one, — when

G

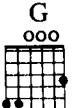


D

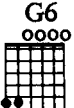


danc - es on — the o - cean, wo, wo, My
 think - ing of — each oth - er More than

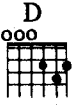
G



part - ner's — more than G6



piec - es, more than D



friends.

To Coda

Musical notation for the first system. The piano part consists of a treble clef staff with a melodic line and a bass clef staff with a bass line. The drum part is indicated by a 'Drum' label and a series of notes with stems pointing downwards, suggesting a specific drum pattern.

D
ooo

Guitar chord diagram for D major, showing the fret positions for the strings.

D.S. al Coda

Musical notation for the second system. The piano part continues with treble and bass staves. The percussion part includes 'Congas' (represented by 'x' marks) and 'Drum' (represented by notes with stems pointing downwards).

D
Coda ooo

Guitar chord diagram for D major, identical to the one above.

Musical notation for the third system, primarily piano accompaniment with treble and bass staves.

Musical notation for the fourth system, concluding the piece with a final melodic line in the treble clef and bass line in the bass clef.

*Final fade omitted

Wild Montana Skies

Words and Music by
John Denver

Moderate country 2 (♩ = about 100)

mf He was

D * G D
born in the Bit - ter-root Val - ley in the ear - ly morn - in' rain,


D A
Wild geese o - ver the wa - ter head - in' north and home a - gain — Bring - in' a warm'

D G D
— wind from the south, — bring - in' the first — taste of the spring, — His'

* Guitarists: Tune 6th string to D


Copyright © 1983 Cherry Mountain Music (ASCAP)
Worldwide Rights Administered by Cherry Lane Music Publishing Company, Inc. (ASCAP)
International Copyright Secured All Rights Reserved

D A D




moth-er took him to her breast and soft-ly she did sing: Oh—

Chorus
G A D




oh Mon-tan-a, give this child a home, Give him the love,

G A D



of a good fam-ly and a wom-an of his own Give him a

G A D G



fire in his heart, give him a light in his eyes, Give him the wild

D A

wind for a broth - er and the wild

D

Mon - tan - a skies.

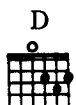
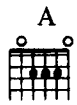
G A D D

His moth - er died that

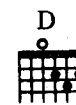

G D

sum - mer, - he nev - er learned to cry, He

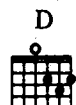
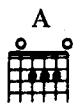
nev - er knew his fa - ther, he nev - er did ask



why And he nev - er knew the an - swers that would



make an eas - y way, But he learned to know the wil -



der-ness and to be a man that way. His

D G D

(lower notes = vocal harmony)

moth - er's broth - er took him in to his fam - 'ly and his home — Gave him a hand
 nev - er told the sto - ry of the time that he was gone — Some say —

A

— that he could lean — on, and a strength to call — his own — And he
 he was a law - yer, some say he was — a john — There was

D G D

learned to be a far - mer, and he learned to love — the land, — And he
 some - thin' in the cit - y that he said he could - n't breathe, — And there was

A D

learned to read — the sea - sons, and he learned to make — a stand. — }
 some - thin' in — the coun - try that he said he could - n't leave. — } Oh

Chorus

G A D

oh Mon - tan - a, give this child a home. Give him the love

Detailed description: This block contains the first line of the chorus. It features a guitar chord chart at the top with three chords: G (3-2-0-0-3-2), A (0-2-2-2-0-0), and D (0-2-3-2-0-0). Below the chords is a musical score with a treble clef and a key signature of one sharp (F#). The melody starts on a whole note G4, followed by a half note A4, and then a quarter note G4. The lyrics are: "oh Mon - tan - a, give this child a home. Give him the love".

G A D

of a good fam - 'ly and a wom - an of his own. Give him a fire

Detailed description: This block contains the second line of the chorus. It features a guitar chord chart at the top with three chords: G (3-2-0-0-3-2), A (0-2-2-2-0-0), and D (0-2-3-2-0-0). Below the chords is a musical score with a treble clef and a key signature of one sharp (F#). The melody continues with a quarter note G4, a quarter note A4, and a quarter note G4. The lyrics are: "of a good fam - 'ly and a wom - an of his own. Give him a fire".

G A D G

in his heart, give him a light in his eyes, Give him the wild

Detailed description: This block contains the third line of the chorus. It features a guitar chord chart at the top with four chords: G (3-2-0-0-3-2), A (0-2-2-2-0-0), D (0-2-3-2-0-0), and G (3-2-0-0-3-2). Below the chords is a musical score with a treble clef and a key signature of one sharp (F#). The melody continues with a quarter note G4, a quarter note A4, and a quarter note G4. The lyrics are: "in his heart, give him a light in his eyes, Give him the wild".

D A

wind for a broth - er and the wild Mon - tan - a skies

Detailed description: This block contains the fourth line of the chorus. It features a guitar chord chart at the top with two chords: D (0-2-3-2-0-0) and A (0-2-2-2-0-0). Below the chords is a musical score with a treble clef and a key signature of one sharp (F#). The melody continues with a quarter note G4, a quarter note A4, and a quarter note G4. The lyrics are: "wind for a broth - er and the wild Mon - tan - a skies".

D G A D

On the
Now

D G D

eve of his twen - ty first birth - day he set out on his own, He was
some say he was cra - zy some are glad he's gone, But

A

thir - ty years and run - nin' when he found his way back home Rid - in' a storm
some of us will miss him and we'll try to car - ry on Giv - ing a voice.

D G D

a - cross the moun - tains and an ach - in' in his heart, Said he
to the for - est, giv - ing a voice, to the dawn, Giv - ing a voice

* 2nd time instrumental omitted

1. D

came to turn_ the pag - es and to make_ a brand_ new
to the wil - der - ness and the land that he_ lived start. Now he

2. D

on. Oh oh Mon - tan - a,

D G A

give this child_ a home, Give him the love_ of a good fam - 'ly and a

D G A

wom - an of his own Give him a fire_ in his heart, give him a light_

D G D

in his eyes, Give him the wild wind for a broth - er and the

1. A D

wild Mon - tan - a skies, Oh

2. A

wild Mon - tan - a skies

D G A D

The Gold And Beyond

Words by John Denver
Music by Lee Holdridge and John Denver

Moderately, in 2 (♩ = 60)

p legato On a

The piano introduction consists of four measures. The right hand has a whole rest in the first three measures and a quarter note G4 in the fourth. The left hand plays a steady eighth-note accompaniment: G2, B1, D2, E2, G2, B1, D2, E2.

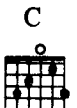


snow crys - tal morn - ing some - place close to heav - en,

The vocal melody begins in the second measure with a quarter note G4, followed by quarter notes A4, B4, C5, and D5. The piano accompaniment continues with the eighth-note pattern from the introduction.

On the side of a moun-tain in a race for the

The vocal melody continues with quarter notes E5, D5, C5, B4, A4, G4, and F4. The piano accompaniment continues with the eighth-note pattern.



sun, In a mat - ter of mo - ments the

The vocal melody continues with quarter notes E4, D4, C4, B3, A3, G3, and F3. The piano accompaniment continues with the eighth-note pattern.

Copyright © 1984 Cherry Mountain Music (ASCAP)/Cherry Lane Music Publishing Company, Inc. (ASCAP)
Worldwide Rights for Cherry Mountain Music Administered by Cherry Lane Music Publishing Company, Inc. (ASCAP)
International Copyright Secured All Rights Reserved

D D7 G

dream of a life time is won. There's a

G

fire eyes in of the the heart moun - tain and all feels like the hun - ger, e - qual,

The In the spir - it of is all burn - ing con - sumed by a
 In the eyes of all peo - ple our soul can be

C

flame; _____ To be one of the best of the
 seen; _____ In the course of our strug - gle we'll

D D7 G

best in the world is its name. To go
know what hu - man - i - ty means.

C G C C G C

fast - er and far - ther than an - y - one's ev - er be -
Instrumental

G G add 2 G C G C

fore! To be brav - er and strong - er and

C G C G Bb 3fr.

tru - er and then e - ven more! To be
To be

E \flat B \flat E \flat B \flat E \flat B \flat B \flat

3fr. 3fr. 3fr. 3fr. 3fr. 3fr.

all that you can be and all that you've ev - er longed for!
all that you can be and all that you've ev - er longed for!

D7 To Coda G

pianists: omit

(to Coda)

C

D G

D.S. al Coda %

dim. In the

Coda

pianists: omit

We gath-er to-geth-er to

face one an-oth-er, We gath-er in si-lence and

sing for the sun, We gath-er in peace to go for the gold and be-

cresc.

(voice holds till end)

yond!

I Want To Live

Words and Music by
John Denver

Slowly

Piano introduction in G major, 4/4 time. The music is marked 'Slowly' and 'p' (piano). It consists of two staves: a treble clef staff with a melody of eighth and quarter notes, and a bass clef staff with a simple accompaniment of quarter notes. The key signature has one sharp (F#).

G

Guitar chord diagram for G major: 023233.

Em

Guitar chord diagram for E minor: 020210.

There are chil-dren raised_ in sor-row on a scorched and bar-ren plain;_ There are
gazed out on_ the o-cean, seen the breach-ing of a whale?_ Have you

C

Guitar chord diagram for C major: 032310.

Am

Guitar chord diagram for A minor: 020210.

G

Guitar chord diagram for G major: 023233.

D7

Guitar chord diagram for D7: 020722.

chil - dren raised_ be-neath the gold-en sun;_ There are
watched the dol - phins fro - lic in the foam?_ Have you

G

Guitar chord diagram for G major: 023233.

Em

Guitar chord diagram for E minor: 020210.

chil-dren of_ the wa - ter_ And they
heard the song_ the hump-back hears five hun - dred miles_ a - way_ Tell - ing

C Am F D Dsus4 D

cry out through the u - ni - verse_ their
 tales of an - cient his - to - ry_ of voic - es raised as
 pas - sa - ges and one. }
 home? } I want to

G Gmaj7 C Cadd9

live I want to grow, I want to see, I want to know, I want to

Bm C D G

share what I can give. I want to be, I want to live.

1. D7 2. G

Have you For the

Am Em

work-er and the war-ri-or, the lov-er and the liar; For the

F Am G

na-tive and the wan-der-er in kind; For the

Am Em

mak-er and the us-er and the moth-er and her son I am

F Am F D7

look-ing for my fam-i-ly and all of you are mine. We are



stand- ing all to- geth- er face to face and arm_ in arm._ We are



stand- ing on_ the thresh- hold of a dream, No more



hun- ger, no more kill- ing, no more wast- ing life a- way;_ It is



sim- ply an i- dea_ and I know its time has come. I want to

G Gmaj7 C Cadd9

live, I want to grow, I want to see, I want to know, I want to

Bm A D7

share what I can give. I want to be, I want to

G Gmaj7 C Cadd9

live, I want to grow, I want to see, I want to know, I want to

Bm A D7 G Gmaj7

share what I can give. I want to be, I want to live.

C Cadd9 Bm A D7

I want to

G Gmaj7 C Cadd9

live, I want to grow, I want to see, I want to know, I want to

Bm A D7 Gmaj7

share what I can give. I want to be I want to live,

Cmaj9 D7 sus4 D7 G

I want to live, *slower* I want to live!

Autograph

Words and Music by
John Denver

Gentle rock beat, with feeling

mp

3

The piano introduction consists of two staves in 4/4 time. The right hand features a melodic line with a triplet of eighth notes in the first measure. The left hand provides a steady accompaniment with eighth notes.

G

3fr.

D/F#

Em

G7/D

Here I am, and clos - ing my eyes a - gain, -

(Inst.)

The first vocal line is in 4/4 time. The melody is simple and follows the chord progression. The piano accompaniment is in the bass clef.

C

G/B

Am7

D

Try - ing so hard not to see all the things that I see.

The second vocal line continues the melody. The piano accompaniment remains in the bass clef.

G

3fr.

D/F#

Em

G7/D

Al - most will - ing to lie a - gain, -

I

The third vocal line concludes the phrase. The piano accompaniment is in the bass clef.

C G/B Am7 D G D/F#

swear that it just is - n't so, It just is - n't me. We are nev - er a-

Em G7/D C G/B Am7 G (short form) D D7

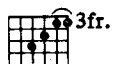
lone e - ven tho' we'd like to be.

G D/F# Em G7/D


Then I go and o - pen my eyes a - gain,
Say a pray'r and o - pen your heart a - gain,

C G/B Am7 D

Love in your eyes is the thing that I'd most like to see.
You are the love and the light that we all need to see.

G



D/F#


Em



G7/D






I'd be will - ing to die a - gain, — To
 Al - ways will - ing to shine and then —

C



G/B



Am7



D





know of a place — and a time — where it al - ways could be; —
 Peace on this earth — is the way that it al - ways can be —

G



D/F#


Em



G7/D

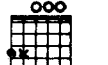




To be al - ways with you, and
 To be al - ways with you, and


C


G/B


Am7


G (short form)


D




you al - ways with — me.)
 you al - ways with — me.)

F#⁰ G Am D7

This is my aut - o - graph, Here in the songs - that I sing,

G F#⁰ G

Here in my cry - and my laugh,

Am D7 G D/F# Em G7/D

Here in the love - that I - bring To be al - ways with you, and

1. C G/B Am7 G (short form) D

2. C G/B Am7 G (short form) D

you al - ways with - me. you al - ways with - me.

Slower

Alphabetical Listing

- 42 Annie's Song
- 148 Autograph
- 61 Back Home Again
- 50 Calypso
- 124 Dancing With The Mountains
- 21 Eagle And The Hawk, The
- 66 Fly Away
- 27 Follow Me
- 38 For Baby (For Bobbie)
- 137 Gold And Beyond, The
- 40 Goodbye Again
- 79 Grandma's Feather Bed
- 97 How Can I Leave You Again
- 142 I Want To Live
- 46 I'm Sorry
- 12 Leaving On A Jet Plane
- 74 Like A Sad Song
- 84 Looking For Space
- 111 Love Again
- 58 My Sweet Lady
- 120 Perhaps Love
- 30 Poems, Prayers And Promises
- 34 Rhymes And Reasons
- 15 Rocky Mountain High
- 116 Seasons Of The Heart
- 104 Shanghai Breezes
- 92 Some Days Are Diamonds (Some Days Are Stone)
- 24 Starwood In Aspen
- 9 Sunshine On My Shoulders
- 6 Take Me Home, Country Roads
- 55 Thank God I'm A Country Boy
- 70 This Old Guitar
- 88 Welcome To My Morning (Farewell Andromeda)
- 128 Wild Montana Skies